

FREE  
PROJECT  
SHEET


HM HouseMart  
**Ben Franklin Crafts**

# EGG BUNNY

## Bunny Buddy!

### MATERIALS & TOOLS

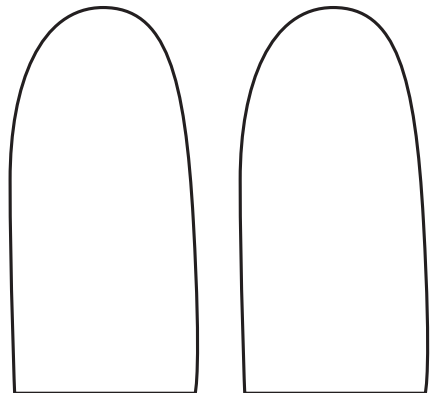

- Fillable egg 30208425
- Felt Fuchsia 30147514
- Cardstock Seafoam 12x12 #30169223
- DecoColor Paint Pen Fine Black #77659409
- Glitter pom pom 1/2" #30187691
- 1/4" Double Stick Tape #30013284



### INSTRUCTIONS

1. Cut ears out of fuchsia felt (*use pattern below*).
2. Cut a 1 3/4" heart out of seafoam cardstock (*use pattern below*).
3. Use double sided tape to adhere ears to top of egg.
4. Adhere seafoam heart to bottom of egg.
5. Adhere pompom to bunny bottom.
6. Draw face on bunny with deco paint pen.

### PATTERN



Ears

Not for re-sale. Property of HouseMart Ben Franklin Crafts ©2020